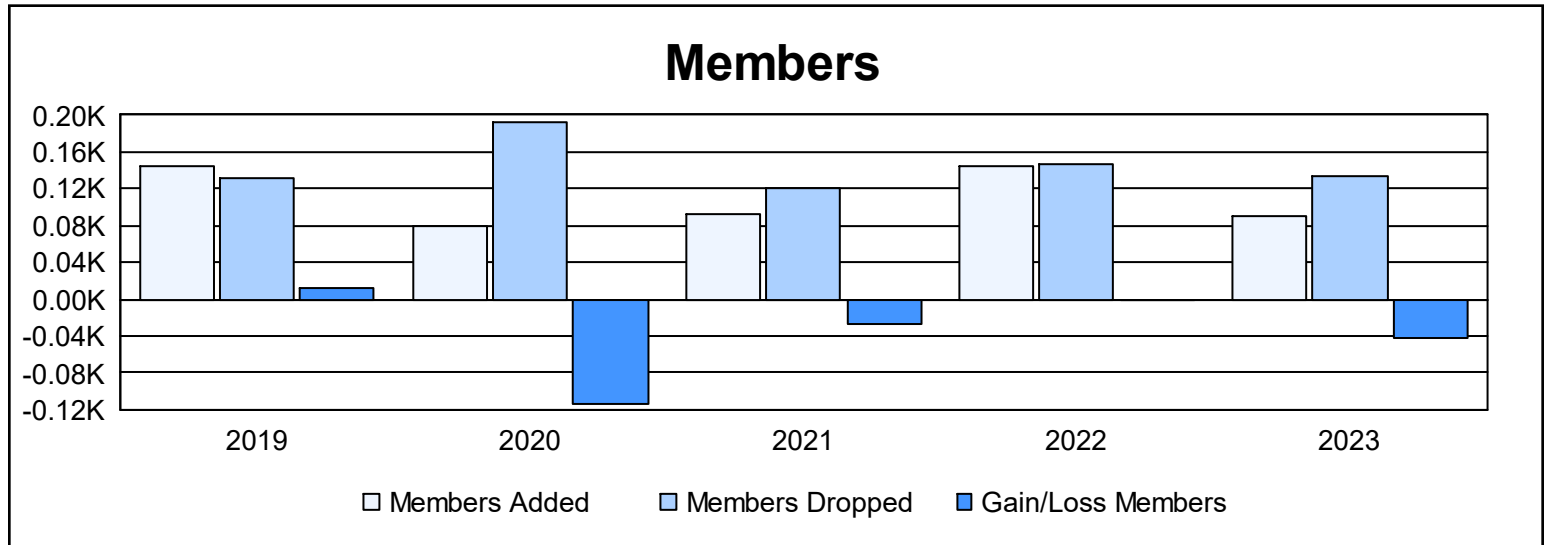
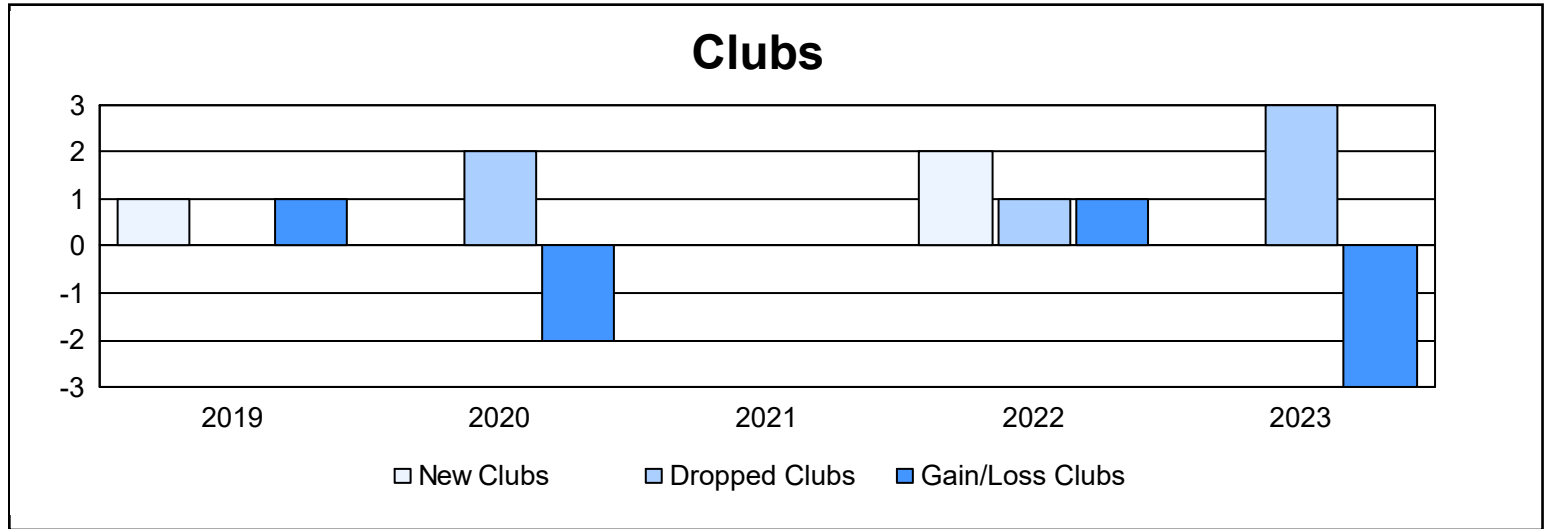
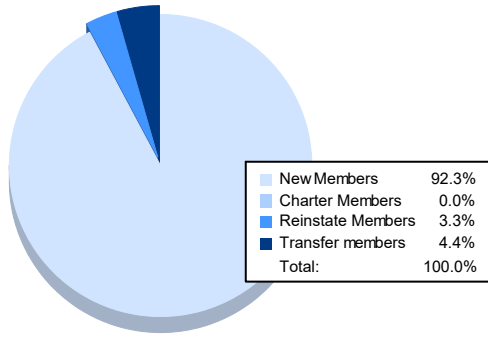


| Year | New Clubs | Dropped Clubs | Gain/ Loss Clubs | New Members | Charter Members | Reinstate Members | Transfer Members | Total Member Added | Total Members Dropped | Gain/ Loss Members |
|----------------|-----------|---------------|------------------|-------------|-----------------|-------------------|------------------|--------------------|-----------------------|--------------------|
| 2018-2019 | 1 | 0 | 1 | 112 | 25 | 2 | 5 | 144 | 132 | 12 |
| 2019-2020 | 0 | 2 | -2 | 62 | 2 | 3 | 13 | 80 | 193 | -113 |
| 2020-2021 | 0 | 0 | 0 | 83 | 0 | 3 | 7 | 93 | 120 | -27 |
| 2021-2022 | 2 | 1 | 1 | 88 | 47 | 5 | 5 | 145 | 146 | -1 |
| 2022-2023 | 0 | 3 | -3 | 84 | 0 | 3 | 4 | 91 | 133 | -42 |
| Average | 1 | 1 | -1 | 86 | 15 | 3 | 7 | 111 | 145 | -34 |



Membership Composition June 2023 Cumulative



Gender Composition June 2023 Cumulative

